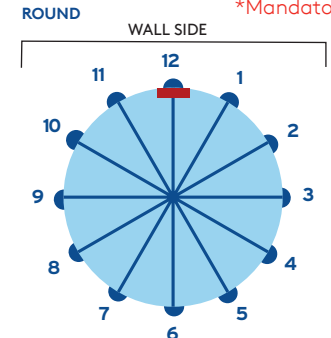
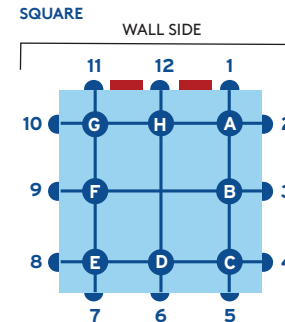
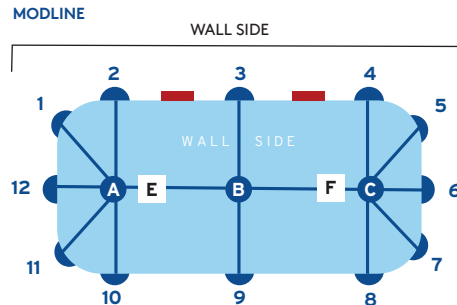
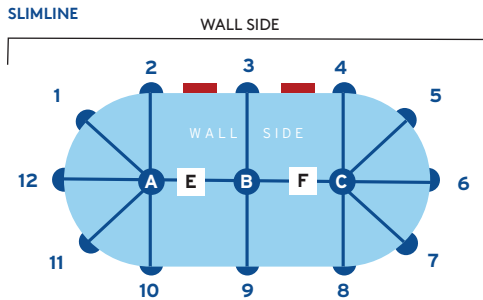


# Kingspan Tank Order

<b>Date:</b>		<b>Name:*</b>		<b>Client Contact Number:*</b>	
<b>Delivery Required?</b> (please tick) <input type="checkbox"/> Yes <input type="checkbox"/> No		<b>Delivery Address:*</b>		<b>Delivery Contact Number:*</b>	
		<b>Mailing Address: (if different from above)</b>			
<b>Special Instructions:</b>					
<b>Tank Shape:</b> (select one)	Slimline <input type="checkbox"/> Modline <input type="checkbox"/> Square <input type="checkbox"/> Round <input type="checkbox"/>	<b>Width:</b>	<b>Length:</b> (not required for Round or Square tanks)	<b>Height:</b>	<b>Tank Colour:</b> (refer to website)
<b>Fittings</b> (Please refer to the tank diagrams and use the numbers to select where fittings are to be placed)	<b>Outlet:</b> (placed low on tank side)	<b>Inlet:</b> (placed in lid of tank)	<b>Overflow or High-Flow:</b> (placed high up on tank side)		
<b>PUMP - Evolution:</b> Yes <input type="checkbox"/> No <input type="checkbox"/> <b>Position at:</b> E <input type="checkbox"/> or F <input type="checkbox"/>				<b>Other Accessories:</b>	
<b>Other Pump Type:</b> (if not an evolution pump but a pump is required)				<b>Pump Cover:</b> (required only for external pumps)	



\*Mandatory fields